









Provisional Outcomes for 2019

Key Stage 1

Subject	Level	Bassingham Primary School (2002)		Local Authority - Lincolnshire	
		Value		Value	Gap
Reading	≥EXS	84.0%		71.1%	+12.9%
	GDS	52.0%		22.9%	+29.1%
Writing	≥EXS	76.0%		66.6%	+9.4%
	GDS	32.0%		14.4%	+17.6%
Maths	≥EXS	80.0%		73.0%	+7.0%
	GDS	32.0%		19.3%	+12.7%



Provisional Outcomes for 2019

Key Stage 2

ATTAINMENT & ASSESSMENTS

Subject	Level	Bassingham Primary School (2002)	Local Authority - Lincolnshire	
		Value	Value	Gap
Reading (test), Writing (TA) & Maths (test)	≥EXS/Exp.Std.	79.4%	60.0%	+19.4%
	GDS/High Score	11.8%	8.4%	+3.4%
Reading	≥Exp.Std.	88.2%	68.3%	+19.9%
	High Score	29.4%	22.7%	+6.7%
Writing (TA)	≥EXS	82.4%	76.4%	+6.0%
	GDS	20.6%	18.4%	+2.2%
Maths (test)	≥Exp.Std.	79.4%	74.3%	+5.1%
	High Score	29.4%	21.5%	+7.9%

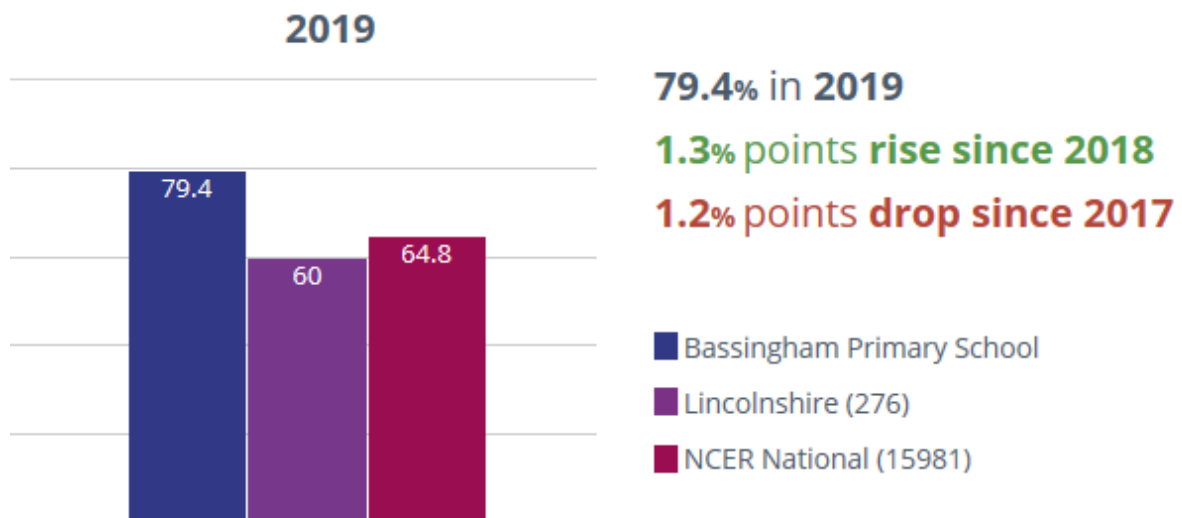
PROGRESS

Subject	Level	Bassingham Primary School (2002)	Local Authority - Lincolnshire	
		Value	Value	Gap
Reading	Avg. Prog. Score	-0.7	-0.9	+0.2
	Conf. Int.	±2.1 -2.80 to +1.40	±0.1 -1.00 to -0.80	n/a
Writing	Avg. Prog. Score	-0.5	-0.2	-0.3
	Conf. Int.	±1.9 -2.40 to +1.40	±0.1 -0.30 to -0.10	n/a
Maths	Avg. Prog. Score	-0.6	-0.8	+0.2
	Conf. Int.	±1.8 -2.40 to +1.20	±0.1 -0.90 to -0.70	n/a



Provisional Outcomes for 2019

Percentage of Year 6 Pupils Achieving the Expected Standard in English & Mathematics



Percentage of Year 6 Pupils Exceeding the Expected Standard in English & Mathematics

